



## Specification

Cells Per Unit	6
Voltage Per Unit	12
Capacity	260Ah@10hr-rate to 1.80V per cell @25°C
Weight	Approx.74.0 Kg (Tolerance ± 1.5%)
Max. Discharge Current	2600A (5 sec)
Internal Resistance	Approx. 3.5 mΩ
Operating Temperature Range	Discharge: -20°C~60°C Charge: 0°C~50°C Storage: -20°C~60°C
Normal Operating Temperature Range	25°C ± 5°C
Float charging Voltage	13.6 to 13.8 VDC/unit Average at 25°C
Recommended Maximum Charging Current	78 A
Equalization and Cycle Service	14.6 to 14.8 VDC/unit Average at 25°C
Self Discharge	SPA Valve Regulated Lead Acid (VRLA) batteries can be stored for more than 6 months at 25°C. Self-discharge ratio less than 3% per month at 25°C. Please charge batteries before using.
Terminal	Terminal F14
Container Material	A.B.S. UL94-HB, UL94-V0 Optional.



## Dimensions

Unit: mm      Dimension: 520(L) × 268(W) × 220 (H)

Terminal F14

### Constant Current Discharge Characteristics: A (25 °C)

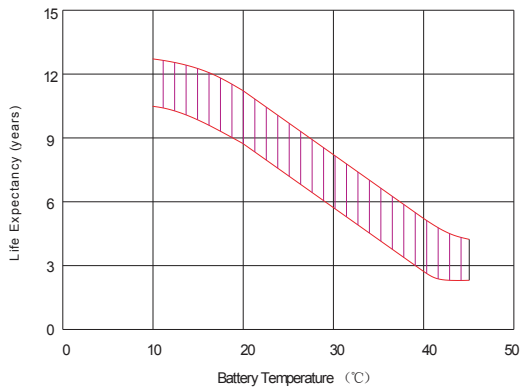
F.V/T ime	5MIN	10MIN	15MIN	30MIN	1HR	2HR	3HR	4HR	5HR	8HR	10HR	20HR
9.60V	679.6	523.9	424.5	261.2	162.3	100.2	68.09	54.90	45.58	30.02	27.06	14.32
10.0V	659.9	498.5	415.8	257.9	160.1	98.18	66.83	54.12	45.17	29.90	26.79	14.06
10.2V	640.4	480.9	409.3	253.9	158.6	97.14	66.24	53.58	44.87	29.63	26.53	13.79
10.5V	575.0	443.8	389.7	246.9	156.7	95.87	65.65	52.79	44.50	29.37	26.26	13.52
10.8V	519.0	404.7	359.2	238.8	154.5	95.08	64.88	50.98	44.28	29.25	26.02	13.38
11.1V	443.2	361.6	322.2	229.7	150.8	91.25	63.61	50.25	43.96	29.01	25.72	12.84

### Constant Power Discharge Characteristics: W(25 °C)

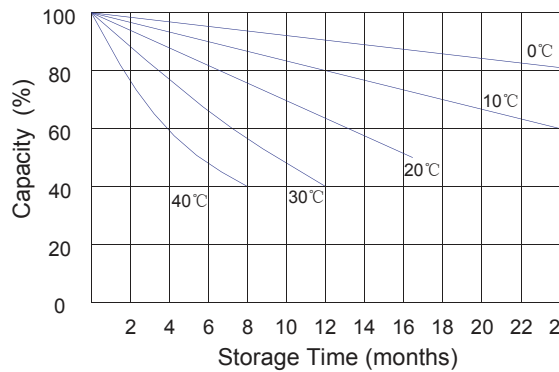
F.V/T ime	5MIN	10MIN	15MIN	30MIN	1HR	2HR	3HR	4HR	5HR	8HR	10HR	20HR
9.60V	7029	5580	4670	2990	1881	1174	802	657.2	546.0	359.5	324.44	172.5
10.0V	6890	5409	4595	2959	1863	1160	790	647.9	541.1	358.1	321.88	169.5
10.2V	6812	5266	4543	2934	1852	1152	786	641.9	537.8	355.4	319.02	166.4
10.5V	6201	4903	4333	2874	1841	1137	780	633.2	533.5	352.4	315.90	163.3
10.8V	5648	4520	4005	2806	1817	1129	771	611.8	531.1	350.9	312.77	161.7
11.1V	4961	4087	3605	2729	1790	1086	758	603.1	529.1	348.4	309.37	155.9

All mentioned values are average values (Tolerance ± 2%).

### Effect of temperature on long term float life



### Storage characteristic



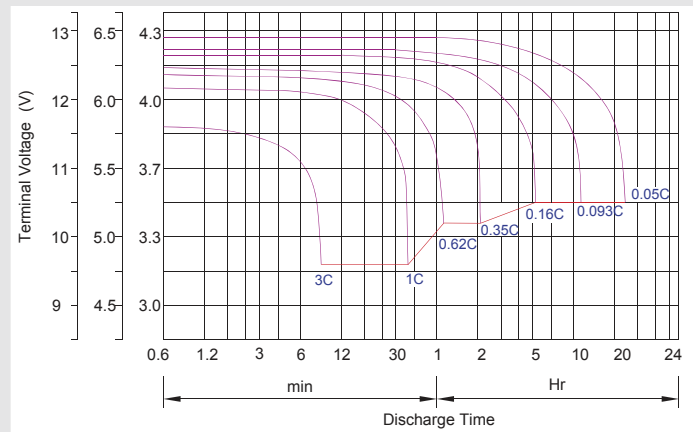
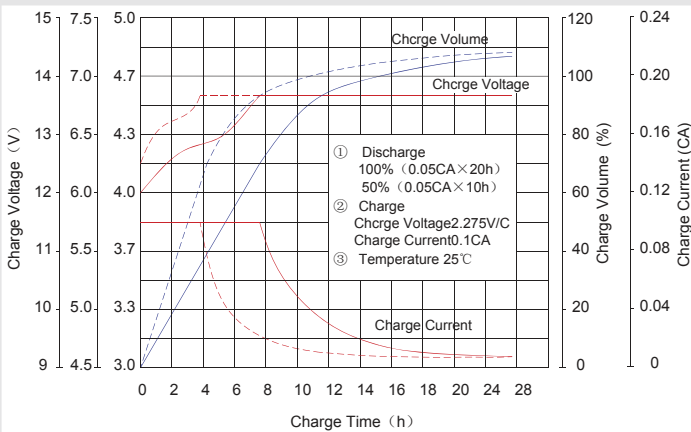
Supplementary charge required (Carry out supplementary charge before use if 100% capacity is required)

Supplementary charge required before use. This supplementary charge will help to recover the capacity and should be made as early as possible.

Supplementary charge may often fail to recover the capacity. The battery should never be left standing till this state is reached

Supplementary charge and storage guidelines

### Charge characteristic Curve for standby use



### Capacity Factors With Different Temperature

Battery Type		-20°C	-10°C	0°C	5°C	10°C	20°C	25°C	30°C	40°C	45°C
GEL Battery	6V&12V	50%	70%	83%	85%	90%	98%	100%	102%	104%	105%
	2V	60%	75%	85%	88%	92%	99%	100%	103%	105%	106%
AGM Battery	6V&12V	46%	66%	76%	83%	90%	98%	100%	103%	107%	109%
	2V	55%	70%	80%	85%	92%	99%	100%	104%	108%	110%

### Discharge Current VS. Discharge Voltage

Final Discharge Voltage V/cell	1.75V	1.70V	1.60V
Discharge Current (A)	(A) ≤ 0.2C	0.2C < (A) < 1.0C	(A) ≥ 1.0C

Charge the batteries at least once every six months, if they are stored at 25°C.

### Charging Method:

Constant Voltage	-0.2Cx2h+2.4-2.45V/cellx24h, Max. Current 0.3C
Constant Current	-0.2Cx2h+0.1Cx12h
Fast	-0.2Cx2h+0.3Cx4h

### Maintenance & Cautions

Float Service:
※ Every month, recommend inspection every battery voltage.
※ Every three months, recommend equalization charge for one time.
Equalization charge method:
Discharge: 100% rate capacity discharge.
Charge: Max. current 0.3CA, constant voltage 2.4-2.45V/Cell charge 24h.
※ Effect of temperature on float charge voltage: -3mV/°C/Cell.
※ Length of service life will be directly affected by the number of discharge cycles, depth of discharge, ambient temperature and charging voltage.