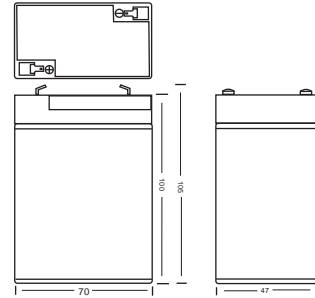




Dimensions (mm)



Specifications

Nominal Voltage		6 V
Rated Capacity (20 hours rate)		5Ah
Dimensions (± 2mm)	Total Height (with terminals)	101 mm
	Length	70mm
	Width	48mm
	Height	100mm
Approx. Weight		0.9 kg
Terminal	Standard	F1
	Optional	F2

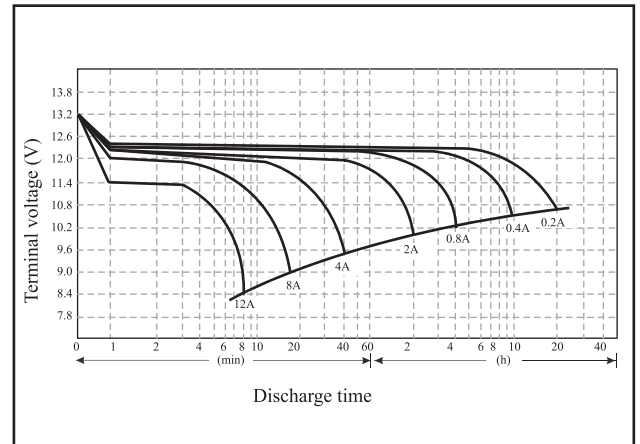
Characteristics

Capacity (25°C)	10 hour rate (465mA)	4.65AH	
	5 hour rate (850mA)	4.25AH	
	1 hour rate (3.0A)	3.0AH	
	15 min rate (7.87A)	1.97AH	
Internal Resistance	Fully charged Battery 25°C	Approx. 18m	
Capacity affected by temperature (20 hour rate)	40°C	102%	
	25°C	100%	
	0°C	85%	
	-15°C	65%	
Self Discharge (25°C)	Capacity after 3 months storage	91%	
	Capacity after 6 months storage	82%	
	Capacity after 12 months storage	64%	
Charge Method (Constant Voltage)	Cycle use	Initial Current	1.20A or smaller
		Control Voltage	7.25 to 7.45V (25°C)
	Standby use	Initial Current	1.20A or smaller
		Control Voltage	6.80 to 6.90V (25°C)

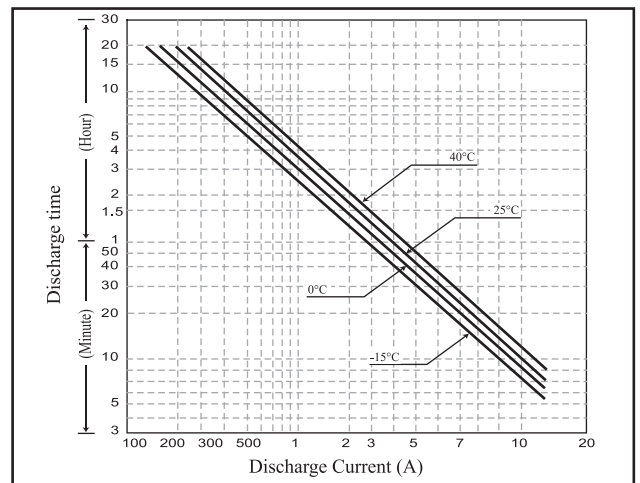
Constant wattage discharge (Watts/battery@25°C)

EV/CELL	5min	10min	30min	1H	3H	5H	8H	10H	20H
1.85V	57.7	45.5	24.0	15.4	7.1	4.7	3.2	2.7	1.4
1.80V	74.3	52.9	26.9	16.4	12.1	4.7	3.2	2.7	1.4
1.75V	75.0	53.2	27.6	16.8	7.6	4.8	3.3	2.7	1.5
1.70V	80.2	55.5	28.3	17.1	7.7	4.9	3.4	2.8	1.5
1.60V	87.8	59.8	29.8	17.6	7.7	4.9	3.4	2.8	1.5

Discharge Characteristics



Discharge current & Duration Time



* The above data are average and obtained within three charge/discharge cycles. Cycles not the minimum values.