




Dimensions (mm)



Specifications

Nominal Voltage		12V
Rated Capacity (20 hours rate)		7Ah
Dimensions (± 2mm)	Total Height (with terminals)	101 mm
	Length	150 mm
	Width	65 mm
	Height	94 mm
Approx. Weight		2.1kg
Terminal	Standard	F1
	Optional	F2

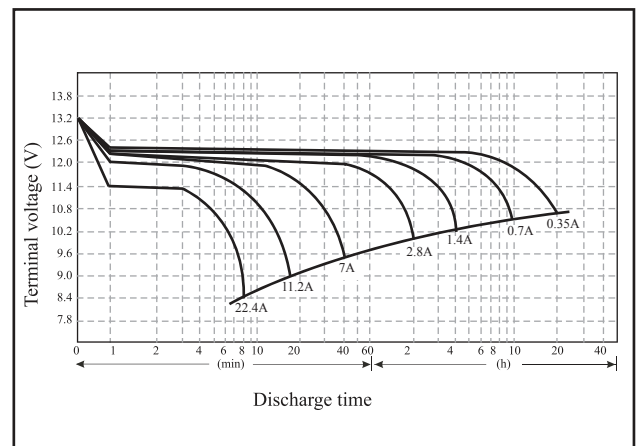
Characteristics

Capacity (25°C)	20 hour rate(400mA)	7Ah	
	10 hour rate(700mA)	6 Ah	
	5 hour rate(1200mA)	5.0Ah	
	1 hour rate(4300A)	3.7Ah	
Internal Resistance	Fully charged Battery 25°C	Approx. 25m	
Capacity affected by temperature (20 hour rate)	40°C	102%	
	25°C	100%	
	0°C	85%	
	-15°C	65%	
Self Discharge (25°C)	Capacity after 3 months storage	91%	
	Capacity after 6 months storage	82%	
	Capacity after 12 months storage	64%	
Charge Method (Constant Voltage)	Cycle use	Initial Current	2.0A or smaller
		Control Voltage	14.5 to 14.9V (25°C)
	Standby use	Initial Current	2.0A or smaller
		Control Voltage	13.6 to 13.8V(25°C)

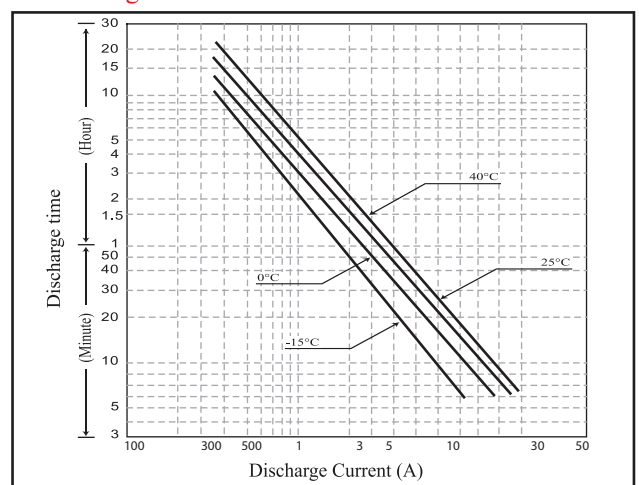
Constant wattage discharge (Watts/battery@25°C)

EV/CELL	5min	10min	30min	1H	3H	5H	8H	10H	20H
1.85V	161.1	127.0	67.0	42.9	19.4	13.0	8.8	7.3	3.8
1.80V	211.9	147.7	75.2	45.8	19.8	13.2	8.8	7.3	3.9
1.75V	209.5	148.6	77.0	46.9	21.2	13.5	9.2	7.6	4.1
1.70V	244.1	155.1	79.1	48.9	21.2	13.8	9.4	7.7	4.2
1.60V	245.5	167.2	81.9	49.1	21.3	13.9	9.4	7.9	4.2

Discharge Characteristics



Discharge current & Duration Time



* The above data are average and obtained within three charge/discharge cycles. Cycles not the minimum values.