SL6-12 (6V12AH)

Specification

Cells Per Unit	3
Voltage Per Unit	6
Capacity	12.0Ah@20hr-rate to 1.75V per cell @25°C
Weight	Approx. 1.8 Kg
Size (L x W x H x Total H)	151 x 50 x 94 x 100mm.
Max. Discharge Current	120 A (5 sec)
Internal Resistance	Approx. 8 mΩ
Operating Temperature Range	Discharge: -20°C~60°C Charge: 0°C~50°C Storage: -20°C~60°C
Normal Operating Temperature Range	25°C±5°C
Float charging Voltage	6.8 to 6.9 VDC/unit Average at 25°C
Recommended Maximum Charging Current Limit	3.6 A
Equalization and Cycle Service	7.25 to 7.45 VDC/unit Average at 25°C
Self Discharge	SPA batteries can be stored for more than 6 months at 25°C. Please charge batteries before using. For higher temperature, the time interval will be shorter.
Terminal	Faston Tab 187(F1)/Faston tab 250(F2)
Constainer Material	A.B.S. (UL94-HB) Flammability resistance of UL94-V2 can be available upon request.

ISO9001:2000 Certificate

Dimensions

Unit: mm

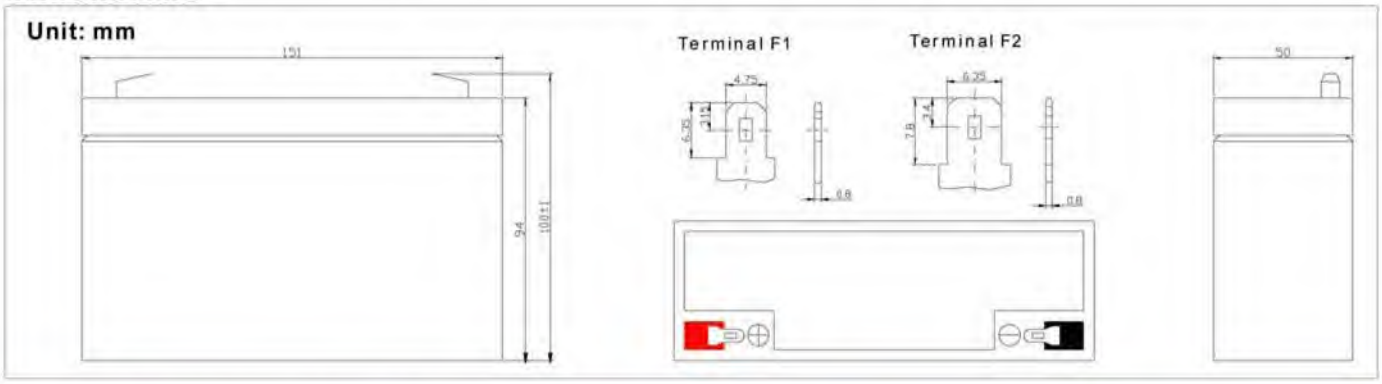

Constant Current Discharge Characteristics Unit: A(25°C)

F.V/Time	5MIN	10MIN	15MIN	30MIN	1HR	2HR	3HR	4HR	5HR	8HR	10HR	20HR
1.60V	49.8	33.3	25.6	14.1	8.33	4.99	3.07	2.52	2.03	1.49	1.18	0.66
1.67V	46.6	31.1	24.1	13.9	8.28	4.96	3.06	2.51	2.02	1.49	1.16	0.64
1.70V	44.1	30.1	23.5	13.8	8.22	4.94	3.05	2.50	2.00	1.49	1.15	0.62
1.75V	39.8	28.2	22.3	13.4	8.10	4.88	3.04	2.48	1.99	1.49	1.14	0.60
1.80V	35.6	26.3	21.0	13.1	7.98	4.80	3.01	2.47	1.98	1.48	1.12	0.58
1.85V	31.4	24.3	19.8	12.8	7.87	4.73	2.99	2.46	1.97	1.48	1.10	0.56

Constant Power Discharge Characteristics Unit: W(25°C)

F.V/Time	5MIN	10MIN	15MIN	30MIN	1HR	2HR	3HR	4HR	5HR	8HR	10HR	20HR
1.60V	96.0	62.4	50.7	28.2	16.6	9.97	6.13	5.02	4.76	2.99	2.34	1.31
1.67V	90.0	60.0	48.1	27.7	16.6	9.91	6.12	5.00	4.73	2.99	2.32	1.26
1.70V	88.2	58.2	47.0	27.5	16.6	9.89	6.11	5.00	4.72	2.96	2.29	1.24
1.75V	79.7	55.8	44.6	26.9	16.3	9.73	6.07	4.97	4.70	2.95	2.27	1.19
1.80V	71.2	52.2	42.1	26.2	16.0	9.60	6.02	4.93	4.69	2.94	2.23	1.15
1.85V	62.7	48.6	39.6	25.6	15.7	9.46	5.98	4.90	4.68	2.94	2.20	1.12

All mentioned values are average values.

SL6-12 (6V12AH)

Temperature effects curve

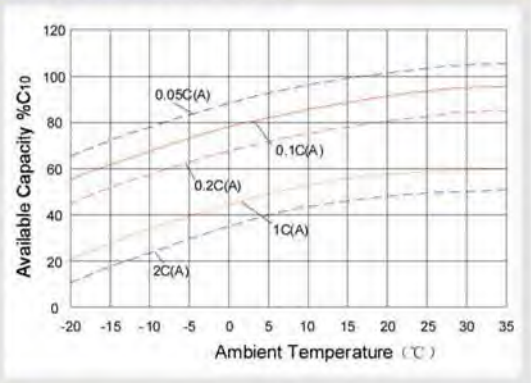

Storage characteristic

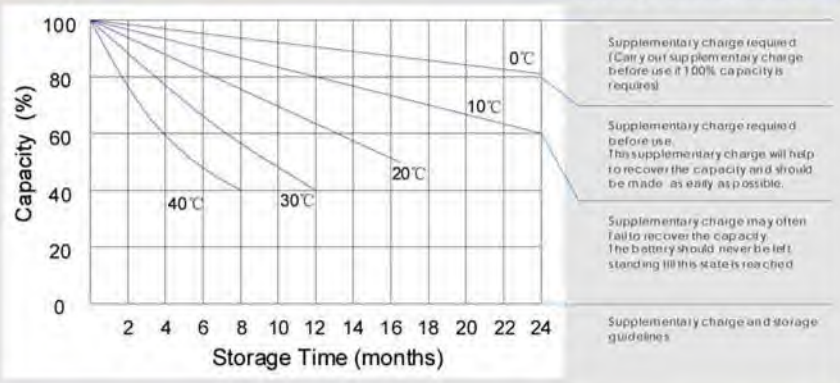

Life characteristics of cyclic use

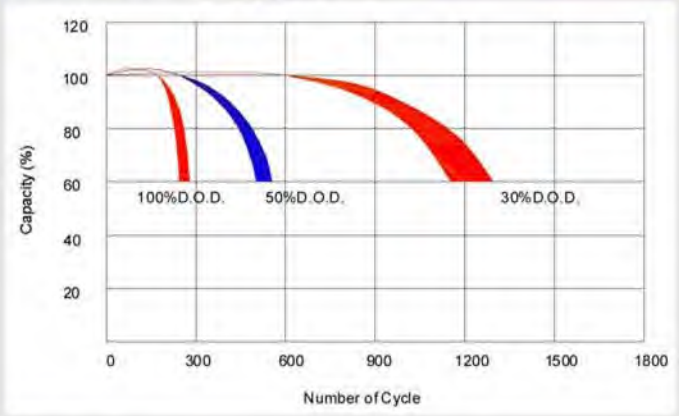

Effect of temperature on long term float life

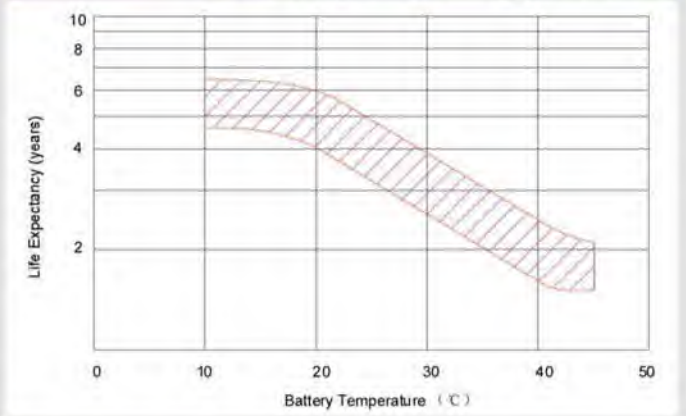

Charge characteristic Curve for standby use

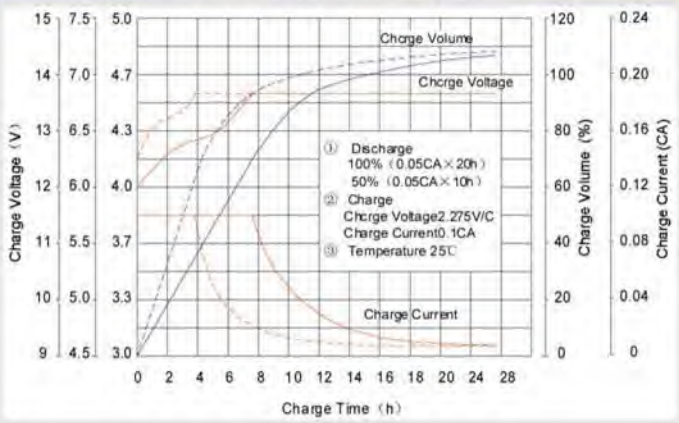

Discharge characteristic Curve

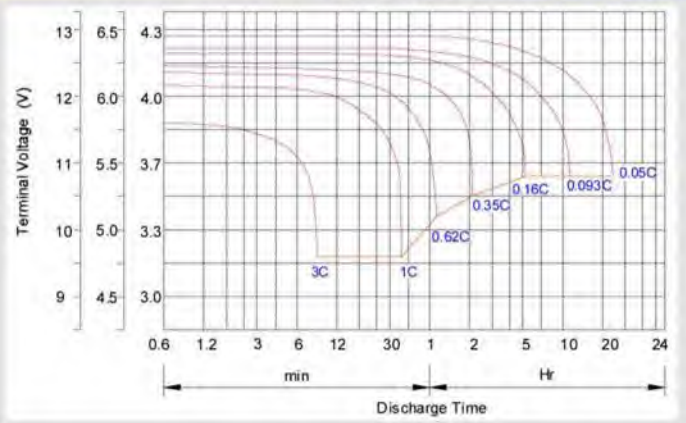

Charging Procedures

Application	Charge Voltage (V)			Max. Charge Current
	Temperature	Set point	Allowable range	
Cycle Use	25°C	7.35	7.25~7.45	0.3C
Standby	25°C	6.85	6.8~6.9	0.3C

Charge the batteries at least once every six months, if they are stored at 25°C.

Charging Method:

Constant Voltage	7.25~7.45V,5~11h,Max. Current 0.3CA

Discharge Current VS. Discharge Voltage

Final Discharge Voltage V/cell	1.75V	1.70V	1.60V
Discharge Current (A)	(A) ≤0.2C	0.2C< (A) <1.0C	(A) ≥1.0C