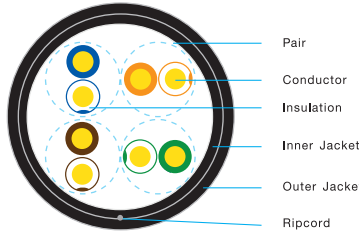


STANDARD

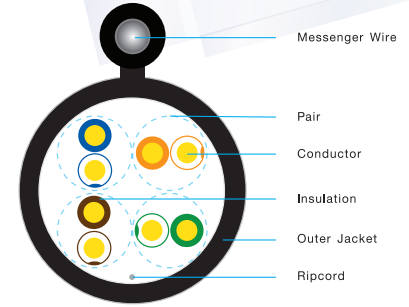

- ANSI/TIA-568-C.2 Category 5E
- ISO/IEC 11801:2017 Class D
- EN 50173-1 Category 5E
- ICEA S-90-661 Category 5E
- EN 50288-3-1, NEMA WC 63.1
- IEC 61156-5
- UL444, NEC800
- RoHS Compliant

APPLICATION

- 1000 BASE-T (IEEE 802.3ab Gigabit Ethernet)
- 100 BASE-TX (IEEE 802.3u Fast Ethernet)
- 10 BASE-T (IEEE 802.3 Ethernet)
- 155/622Mbps and 1.2Gbps ATM
- 4/16 Mbps Token Ring
- POE, POE+ (IEEE 802.3af, IEEE 802.3at)
- TP-PMD, TPDDI, ISDN, VoIP
- Analog & Digital Voice, Digital & Analog Video



US-9045



US-9015M



ELECTRICAL CHARACTERS

| | |
|---------------------------------|-----------------------------|
| Impedance | : 100±15Ω, 1 MHz to 350 MHz |
| Mutual Capacitance | : 5.6 nFMax / 100m |
| Capacitance, Unbalance | : 160 pF Max / 100m |
| DC Resistance | : 9.38 ohm Max/100m |
| DC Resistance, Unbalance | : 2% Max. |
| Insulated Resistance | : 5000 MΩ/Km |
| Dielectric Strength | : 1kV/min |
| Propagation Delay | : 536 ns/100m Max @350MHz |
| Delay Skew | : 25 ns Max |

CONSTRUCTION / MATERIAL

| | |
|-----------------------|--|
| Conductor | : 24AWG Solid Bare Copper |
| Insulation | : HDPE |
| Ripcord | : Under Jacket |
| Inner Jacket | : Lead Free, FR PVC for US-9045 |
| Outer Jacket | : UV-Proof, PE |
| Messenger Wire | : Galvanize Steel Wire, 1.3mm for US-9015M |

| FREQUENCY (MHZ) | INSERTION LOSS (dB/100m) | NEXT MIN.(dB) | ACR-N MIN.(dB) | PS NEXT MIN.(dB) | PS ACR-N MIN.(dB) | ACR-F MIN.(dB/100m) | PS ACR-F MIN.(dB/100m) | RL MIN.(dB) |
|-----------------|--------------------------|---------------|----------------|------------------|-------------------|---------------------|------------------------|-------------|
| 1 | 2.0 | 77 | 75 | 75 | 73 | 68 | 65 | 20.0 |
| 25 | 9.5 | 56 | 46.5 | 54 | 44.5 | 40 | 37 | 24.3 |
| 31.25 | 10.7 | 55 | 44.3 | 53 | 42.3 | 38 | 35 | 23.6 |
| 62.5 | 15.4 | 50 | 34.6 | 48 | 32.6 | 32 | 29 | 21.5 |
| 100 | 19.8 | 47 | 27.2 | 45 | 25.2 | 28 | 25 | 20.1 |
| 155 | 25.3 | 44 | 18.7 | 42 | 16.7 | 24 | 21 | 18.8 |
| 200 | 29 | 43 | 14 | 41 | 12 | 22 | 19 | 18.0 |
| 250 | 32.8 | 41 | 8.2 | 39 | 6.2 | 20 | 17 | 17.3 |
| 300 | 36.6 | 40 | 3.4 | 38 | 1.4 | 18 | 15 | 16.8 |
| 350 | 40 | 39 | - | 37 | - | 17 | 14 | 16.3 |

MECHANICAL PROPERTIES

Minimum Bending Radius

Install 8 X Cable Diameter

Tensile Strength

After Install 4 X Cable Diameter

9.7 MPa (1400 PSI) for US-9045

16.5 MPa (2400 PSI) for US-9015M

Installation / Operating temperature

-40°C to 75°C

Storage Temperature

-40°C to 80°C

| Part No. | Cable Type | Conductor | Jacket | Diameter (mm.) | Color | Packaging |
|----------|------------|-------------------------|-----------|----------------|-------|------------------|
| US-9045 | Outdoor | 24AWG Solid Bare Copper | FR-PVC/PE | 6.8 | Black | 305m/Pull Box |
| US-9015M | Outdoor | 24AWG Solid Bare Copper | PE | 5.5(8.8) | Black | 305m/Reel in Box |